

HORN

2000/2700 MHz

Horn Antenna

Antenna & Microwave Research Laboratory
Shahrood University of Technology



ELECTRICAL DATA

Model	Horn 2000/2700 MHz
Frequency Range	2000 – 2700 MHz
Radiation Pattern	Directional
Polarization	Linear (Vertical or Horizontal)
Typical Gain	≥ 8.5 dBi @ Low Frequency
	≥ 9.5 dBi @ Mid Frequency
	≥ 10.5 dBi @ High Frequency
Half Power Beamwidth (Horizontal)	56 deg. @ Mid Frequency
Half Power Beamwidth (Vertical)	62 deg. @ Mid Frequency
Front to Back Ratio	≥ 15 dB
Input Impedance	50 Ω
Typical VSWR	≤ 1.75
Power Handling Capacity	200 Watts
Input Connector	N - Female

MECHANICAL DATA

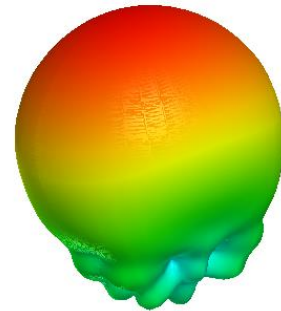

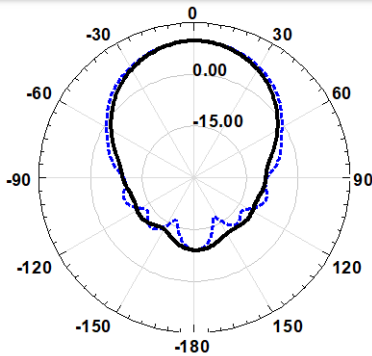
Body Material and Plating	Aluminum, Paint (Dark Gray)
Connector Material	Stainless Steel
Total Antenna Size (L×H×w)	23×15×17 (Cm)
Aperture Size	15×11 (Cm)
Weight	1.2 Kg
Mounting Clamp Position	At the First Plate (Vertical or Horizontal)



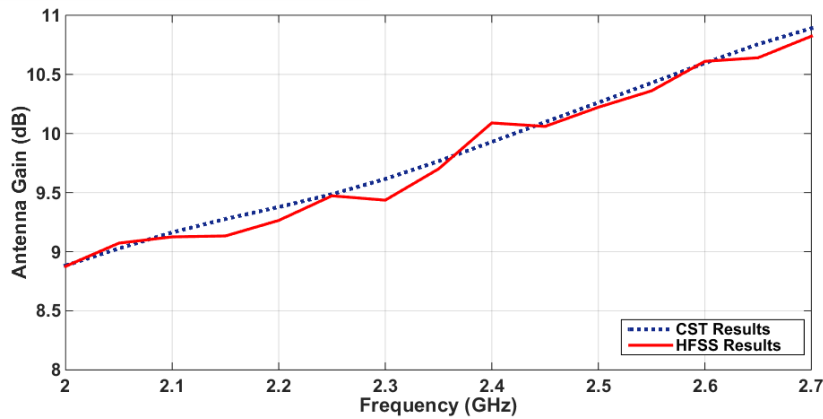
Horn Antenna

Antenna & Microwave Research Laboratory
Shahrood University of Technology

RADIATION PATTERN @ 2.35 GHz



ANTENNA GAIN VS FREQUENCY



MEASURED VSWR

